

The Perfect Meal

INSTRUCTIONS

Harness students' stomachs to write a short essay about their favorite meal! To begin ***The Perfect Meal Grammar & Writing Activity***, each student will need a place setting template. Each component of the place setting template will help students brainstorm and compose portions of their perfect meal essay. Students will write directly on the objects to assist in creating their essay.

Discuss with students their favorite meal or a special meal they always look forward to eating. Encourage the use of descriptive words when students are sharing their ideas. Review with students the different parts of speech that help us describe our ideas or to give a more vivid image of something we are writing about. Have students write down the appropriate words on each place setting item that helps describe their favorite meal and to inspire others to try the meal, too!

When students have filled out each object and arranged their place setting, hang their finished work on the classroom walls!

Knife	Students should brainstorm all the adjectives they associate with their meal and list them on the knife.
Spoon	Students should brainstorm the adverbs they associate with their meal and list them on the spoon.
Fork	Students should brainstorm all prepositions they associate with their meal and write them out on the fork.
Placemat	Every essay needs an introduction, body paragraphs, and conclusion . Students will arrange objects with portions of their essay on the placemat.
Drinking Glass	Students should write an introduction paragraph about their meal on the drinking glass.
Plate	Students should write their body paragraphs about their favorite meal on the plate.
Napkin	Students should write the conclusion paragraph about their favorite meal on the napkin.

The Perfect Meal

Grammar & Writing Activity
Grades 2–6

Directions

What is your favorite meal or a special meal you always look forward to eating? What descriptive words come to mind when you think about this meal? What does it look like? How does it smell? Is there a particular sound when preparing the meal or cooking it?

When we write about something we should always look for just the right words to describe our topic. Take each item on your place setting and write the appropriate words that describe your wonderful meal. And maybe you will inspire others to try the meal, too!

Knife Brainstorm and list all **adjectives** associated with your favorite meal.

Spoon Brainstorm and list all **adverbs** associated with your favorite meal.


Fork Brainstorm and list all **prepositions** associated with your favorite meal.

Drinking Glass Write an **introduction paragraph** about your favorite meal.

Plate Write **body paragraphs** about your favorite meal.

Napkin Write a **concluding paragraph** about your favorite meal.

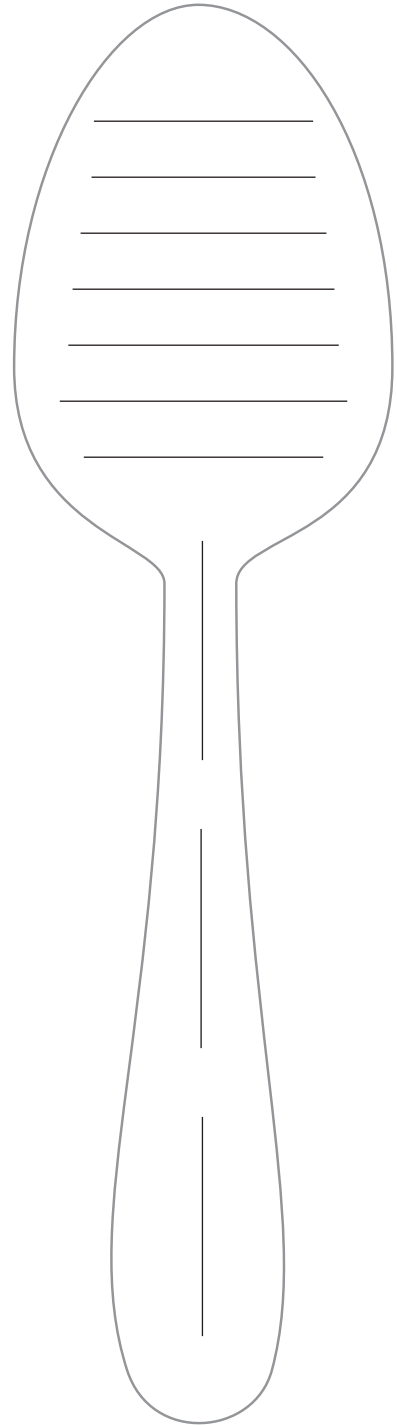
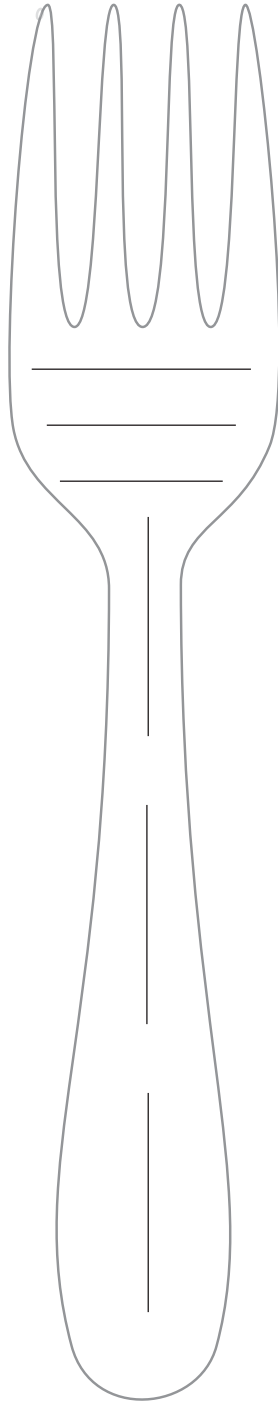
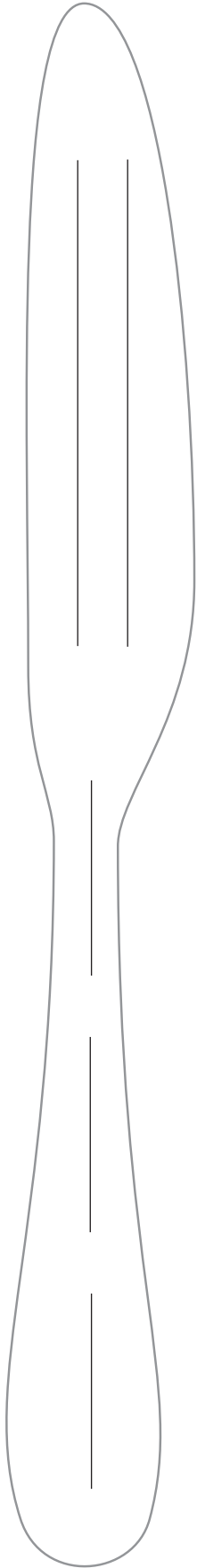
Placemat Cut, arrange, and glue your tableware onto the placemat.



A large blue outline of a drinking glass, intended for writing an introduction paragraph. The interior of the glass is filled with horizontal lines for text.

The Perfect Meal

Grammar & Writing Activity
Grades 2-6



The Perfect Meal

Grammar & Writing Activity
Grades 2-6

A large pink circular frame with a gold inner border. Inside the frame, there are 18 horizontal lines for writing, arranged in a slightly staggered pattern from top to bottom.

The Perfect Meal

Grammar & Writing Activity
Grades 2-6

A large diamond-shaped frame with a decorative border of repeating circular patterns. Inside the frame, there are 15 horizontal lines of varying lengths, centered and arranged in a slightly staggered, descending pattern from top to bottom, providing space for writing.

Sadlier and Sadlier® are registered trademarks of William H. Sadlier, Inc. All rights reserved. May be reproduced for education use (not commercial use).

